



CABIN CARPET DEEP CLEANING INSTRUCTIONS

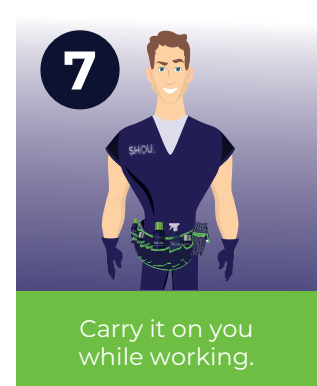
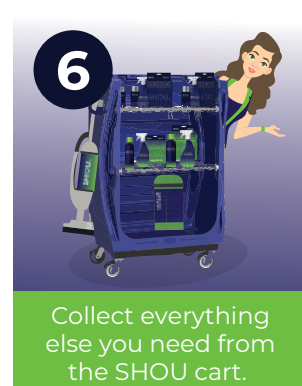


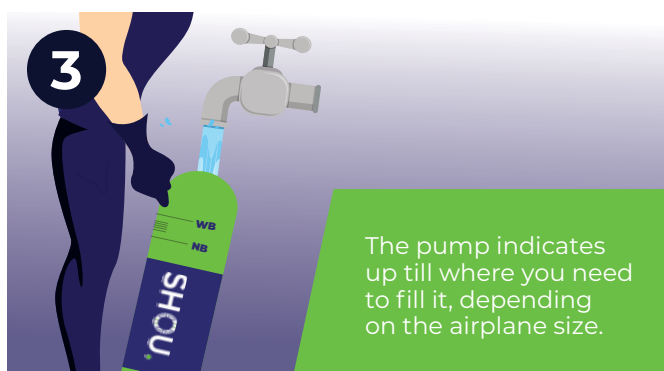



Join us in our mission to achieve longer life for cabin interiors, within cleaner and healthier cabins!



Become a member of the worldwide club of SHOU cabin cleaning professionals!

Start with the following preparations



Start your cabin carpet deep cleaning

Step 1

Bring the prepared pump, the brush machine and the vacuum cleaner into the cabin.

Step 2

Start with vacuuming the carpet with the powerful vacuum cleaner.

Step 3

Spray the most conspicuous stains with SHOU carpet stain remover.

Step 4

Mist-spray the carpet, walking backwards. Light spraying is sufficient here.

Step 5

After spraying, brush the carpet using the SHOU brush machine, to stimulate the effect.

Step 6

After cleaning place all products and tools back in the SHOU Cart.

The carpet deep cleaning session is now done!

Additional daily steps

Step 1

There is even more you can do to preserve the carpet on a daily basis. Spray stains anytime you see them.

Step 2

Rub over the stain with the spotting tool.

It will come out miraculously through the small holes, together with the emerged foam.

Seat covers

1

Moving on to seat covers! Use SHOU leather wipes to clean and refresh leather seat covers.

2

To clean textile seat covers, use SHOU seat cover stain remover.

Spray stains and dabb with the cloth, in a rotating manner.

SHOU

As you see; it's simple, fun and super effective!